

Adventure Sheet

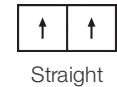
|                           |   |        |
|---------------------------|---|--------|
| Collection                | Living Environments   |        |
| Style Number              | 4057V   |        |
| class                     | Type I, Grade 3, Class C  |        |
| Backing Class             | Closed Cell Foam  |        |
| Finish                    | UV Urethane   |        |
|                           | U.s.  | Metric |
| Wear Layer Thickness      | 12 mil (0.012 in)   | 0.3 mm |
| Overall Product Thickness | 0.055 in  | 1.4 mm |
| Installation Type         | Dry Back  |        |
| Installation              | Direct Glue   |        |
| Recommended Adhesive      | S150-95 Resilient Tile Spray, 4200 Resilient Sheet 1 Gallon, 4200 Resilient Sheet 4 Gallon, 2200 Resilient Tile 4 Gallon or 4151 Multi-Use Premium 4 Gallon |        |

Packaging

|                  |                          |                      |
|------------------|--------------------------|----------------------|
| Actual Roll Size | 12.00 ft w x 150.00 ft l | 3.66 m w x 45.72 m l |
| Area Per Roll    | 200 sy/roll              | 167.23 sq m/roll     |
| Weight Per Roll  | 504.51 lbs               | 228.84 kg            |



Recommended Installation Method



Coordinating Products

Broadloom: Scenery, Statement

Performance + Testing

|   |   |
|---|---|
| Residual Indentation (Astm F1914)                     | Passes  |
| Flexibility (Astm F137)                               | Passes  |
| Resistance To Heat (Astm F1514)                       | Passes  |
| Resistance To Light (Astm F1515)                      | Passes  |
| Resistance To Chemicals (Astm F925)                   | Passes  |
| Coefficient Of Friction (Astm D2407, Slip Resistance) | ≥0.5, meets the recommended static coefficient of friction for ADA walking surfaces |

Test Reports may be included or listed by the manufacturing/inventory style number as opposed to the noted selling style number.

Warranties

7 Year Commercial Limited

## Diversity, Equity &amp; Inclusion

We believe all humans are equal. Individually and collectively, we need to proactively create and promote opportunities that give everybody an equal footing in life. We nurture an environment where every voice and perspective can be heard, and proactively promote accessibility and inclusivity inside our network and beyond. One proof point is our ability to meet the criteria of the Social Fairness pillar of the Cradle to Cradle Product Standard. At Shaw Industries, we promote supplier participation that is reflective of Shaw's diverse customer base and local community. More than 42% of our spend\*\*\*\*\* is with small and diverse businesses. We believe having a strong Supplier Diversity Program is strategic for bringing more innovation to our businesses and opening new markets for growth.

## Attributes + Certifications

## Climate Impact

Environmental Product Declaration (EPD)

3rd Party Certified in Accordance with ISO 14025, EN 15804, &amp; ISO 21930:2017

Embodied Carbon (Cradle to Gate)

7.04 Kg CO<sub>2</sub>/M<sup>2</sup>

Total Recycled Content

0% (Pre-Consumer 0% | Post-Consumer 0%)

## Global Product Assessment

FloorScore® | Certified

Country of Origin | Imported

## Leed Contribution Credit

MR Credit: Building Product Disclosure and Optimization

Environmental Product Declarations - Option 1: Environmental Product Declaration (EPD)

3rd Party Certified in Accordance with ISO 14025, EN 15804, &amp; ISO 21930:2017

EQ Credit: Low Emitting Materials

Option 1: Product Category Calculations

FloorScore Certified

[Installation Guidelines](#)[Maintenance Guidelines](#)Please visit [www.shawcontract.com](http://www.shawcontract.com) for the most current warranty information.







Specifications are subject to nominal manufacturing variance. Material supply and/or manufacturing processes may necessitate changes without notice.


This product is an exclusive design and may not be duplicated in any manner. Use of this design in the creation of another product design is also strictly prohibited.

\*\*\*\*\*Allowable spend is domestic (US) spend in categories in which we have diverse suppliers from which to choose. Compared to non-allowable spend which includes categories in which we do not have domestic, small or diverse suppliers available to meet our needs.

Visit [shawcontract.com/testing](http://shawcontract.com/testing) for more information.

## Available Colorways

Countryside 00113  
V2 - Slight VariationExplore 00116  
V3 - Moderate VariationJourney 00507  
V2 - Slight VariationExpedition 00528  
V4 - Substantial VariationTraveler 00609  
V3 - Moderate VariationTrail 00702  
V2 - Slight Variation



Voyage 00803

V4 - Substantial Variation

Color and Visual Variation Index

Shade and texture variation is inherent in all resilient products and can vary significantly from piece to piece. Samples should be used to assess color.

